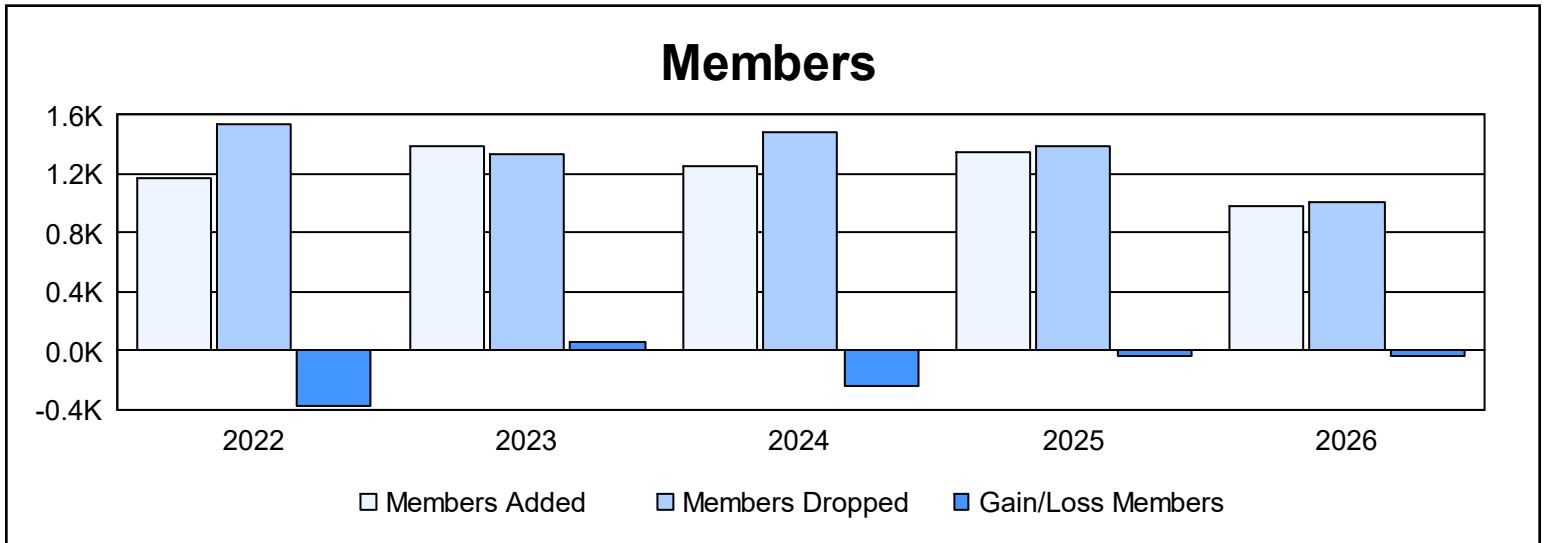
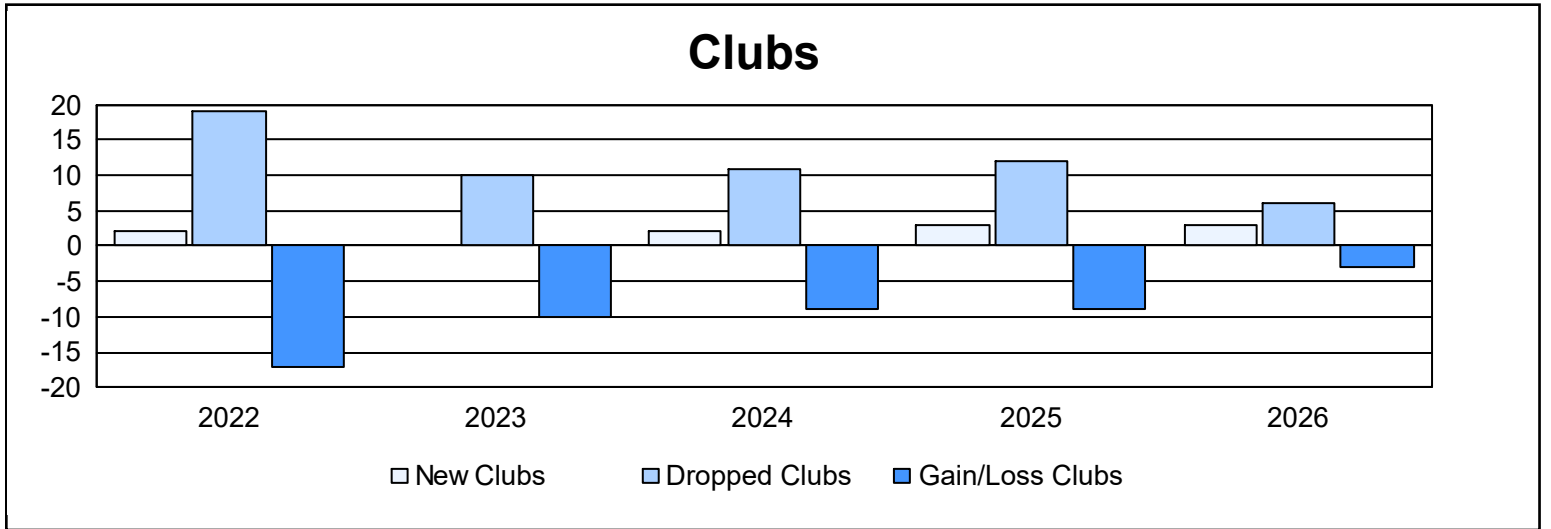


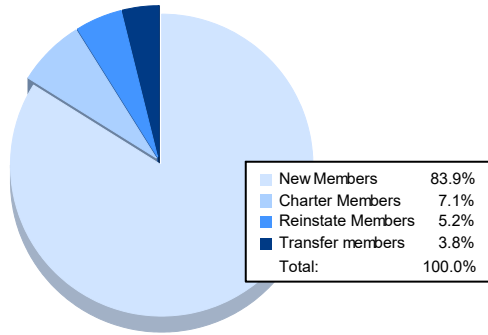
Multiple District 1

As of April 2026 Cumulative

Year	New Clubs	Dropped Clubs	Gain/ Loss Clubs	New Members	Charter Members	Reinstate Members	Transfer Members	Total Member Added	Total Members Dropped	Gain/ Loss Members
2021-2022	2	19	-17	991	45	86	46	1,168	1,540	-372
2022-2023	0	10	-10	1,206	3	127	59	1,395	1,339	56
2023-2024	2	11	-9	1,025	100	59	64	1,248	1,486	-238
2024-2025	3	12	-9	1,119	106	85	34	1,344	1,385	-41
2025-2026	3	6	-3	819	69	51	37	976	1,012	-36
Average	2	12	-10	1,032	65	82	48	1,226	1,352	-126



Membership Composition April 2026 Cumulative



Gender Composition April 2026 Cumulative

